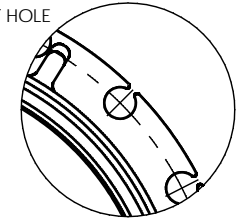
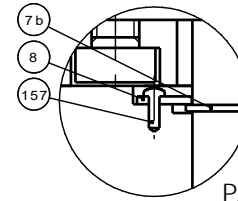
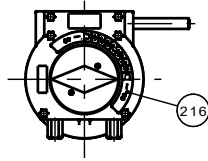


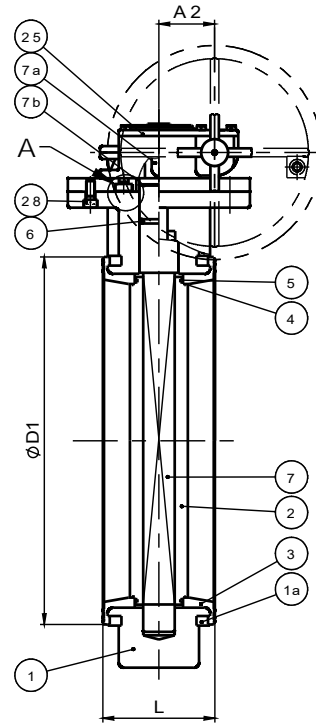
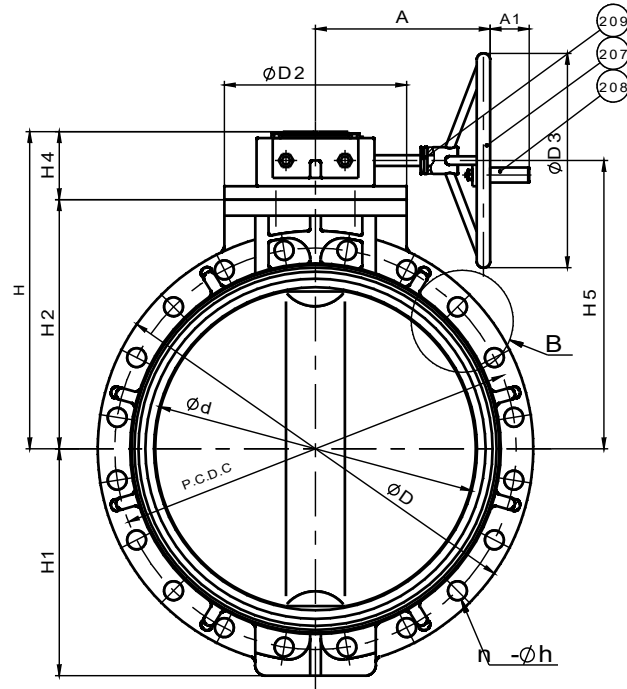
| REV | DATE    | DESCRIPTION | BY | FROM |
|-----|---------|-------------|----|------|
| A   | 4/24/18 | FIRST ISSUE | JH | DH   |

24" (600mm) = PVDF ANSI  
THE SHAPE OF THE PIPING BOLT HOLE



PART A

PART B



| NO. | DESCRIPTION     | QTY. | MATERIAL   | REMARKS                     |
|-----|-----------------|------|--|-----------------------------|
| 1a  | RING            | 2    | CHROMED STEEL SS400 WITH EPOXY POWDER COAT.  |                             |
| 216 | SCALE PLATE     | 1    | STAINLESS STEEL (SUS304)   |                             |
| 209 | SPRING PIN      | 1    | STAINLESS STEEL (SUS304)   |                             |
| 208 | HANDLE GRIP     | 1    | NYLON ETC.   |                             |
| 207 | HANDLE (C)      | 1    | CAST IRON (FC250)  | POLYURETHANE COAT.          |
| 157 | SCREW (F)       | 4    | STAINLESS STEEL (SUS304)   |                             |
| 28  | BOLT (C)        | 4    | STAINLESS STEEL (SUS304)   |                             |
| 25  | GEAR BOX        | 1    | CAST IRON (FC250)  | POLYURETHANE COAT. (ROTORK) |
| 8   | STEM HOLDER (A) | 1    | PP   |                             |
| 7b  | SNAP RING       | 1    | STAINLESS STEEL (SUS304)   |                             |
| 7a  | KEY (A)         | 1    | CARBON STEEL (S45C)  |                             |
| 7   | STEM            | 1    | STAINLESS STEEL (SUS403)   |                             |
| 6   | O-RING (C)      | 1    | <input type="checkbox"/> EPDM<br><input type="checkbox"/> FKM<br><input type="checkbox"/> OTHERS ( )       |                             |
| 5   | O-RING (B)      | 2    |  |                             |
| 4   | O-RING (A)      | 2    |  |                             |
| 3   | SEAT            | 1    |  |                             |
| 2   | DISC            | 1    | <input type="checkbox"/> BODY/DISC<br><input type="checkbox"/> PP/PP<br><input type="checkbox"/> PVDF/PVDF |                             |
| 1   | BODY            | 1    |  |                             |

| Nominal Size | d     | C     | n     | h  | PP   | PVDF  | D1    | D2    | L     | H    | H1    | H2    | H4    | H5   | A     | A1    | A2   | NUMBER OF HANDLE ROTATIONS | GEAR BOX TYPE |         |
|--------------|-------|-------|-------|----|------|-------|-------|-------|-------|------|-------|-------|-------|------|-------|-------|------|----------------------------|---------------|---------|
| 18"          | 450mm | 17.80 | 22.75 | 16 | 1.25 | 24.92 | 24.80 | 20.67 | 13.39 | 7.05 | 19.57 | 12.40 | 14.57 | 5.00 | 17.44 | 12.83 | 2.97 | 4.11                       | 13.75         | AB125ON |
| 20"          | 500mm | 19.76 | 25.00 | 20 | 1.25 | 26.89 | 26.77 | 22.64 | 13.39 | 7.48 | 20.75 | 13.78 | 15.75 | 5.00 | 18.62 | 12.83 | 2.97 | 4.11                       | 13.75         |         |
| 24"          | 600mm | 23.74 | 29.50 | 20 | 1.25 | 31.22 | 31.10 | 27.01 | 13.39 | 8.23 | 23.31 | 16.69 | 18.31 | 5.00 | 21.18 | 12.83 | 2.97 | 4.11                       | 13.75         |         |

**UNLESS OTHERWISE SPECIFIED**  
DIMENSIONS ARE IN INCHES  
MACHINING: 2 PL DECIMALS ± .01  
TOLERANCES: 3 PL DECIMALS ± .005  
ANGULAR: ± 1/2°  
FRACTIONAL: ± 1/64  
FABRICATION: 1/2" - 8" ± 1/4  
TOLERANCES: 10" AND UP ± 1/2  
ANGULAR: ± 1.0°  
WELD TYPE: N/A  
MATERIAL: N/A  
FINISH: 125µ"

THIS DRAWING AND ALL INFORMATION HEREIN IS THE PROPERTY OF ASAHI/AMERICA. ANY COPYING, REPRODUCTION OR UNAUTHORIZED USE IS FORBIDDEN WITHOUT WRITTEN CONSENT.  
NAME: J. Hughes  
DATE: 04/24/18  
DATE: 04/25/18  
PRODUCT: VALVE & ACT  
W#/SO#

**ASAHI/AMERICA**  
ISO 9001 CERTIFIED  
655 ANDOVER STREET, LAWRENCE, MA



BF VALVE T-75 GEAR TYPE ROTORK 18"-24"

JDE PART # 0194BFROTORK

SIZE A DWG # 0194BFROTORK REVISION A

SCALE N/A SHEET 1 OF 1

Note. The shape and appearance of assembly differ a little with nominal size compared to this drawing.