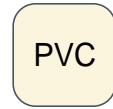


- Up to 24" Pipe Size
- Zirconium Ceramic Rotor | Bearings
- Accuracy $\pm 0.5\%$ of Full Scale
- Retrofits Into Signet® Type Fittings



SERIES : TIB



On Paddle Assembly*



High Impact Polycarbonate

Large LCD Display

NEMA 4X

All Plastic Design

Double O-Ring Seal

PVDF | PP Body

Ceramic Shaft & Bearings

PVC Body

Features

- Large LCD Display
- High Accuracy | ± 0.5 of Full Scale
- Pipe Size ½ - 24"
- Flow Rate + Totalizer | Resettable
- Flow Velocity Range | 0.33 to 26 ft/s | 0.1 to 8 m/s E prom
- Memory | Totalizer Value Will Not Be Lost
- NEMA 4X | IP65 Protection
- Bright LCD Display Flow Units | LPM | GPM |
- M3 | Ton Heavy Duty Industrial Design
- Corrosion Resistant All Plastic Wetted Parts | PVDF | PVC | PP Body | Zirconium Ceramic Rotor | Tefzel® Paddle
- Retrofits into Signet® Type Fitting

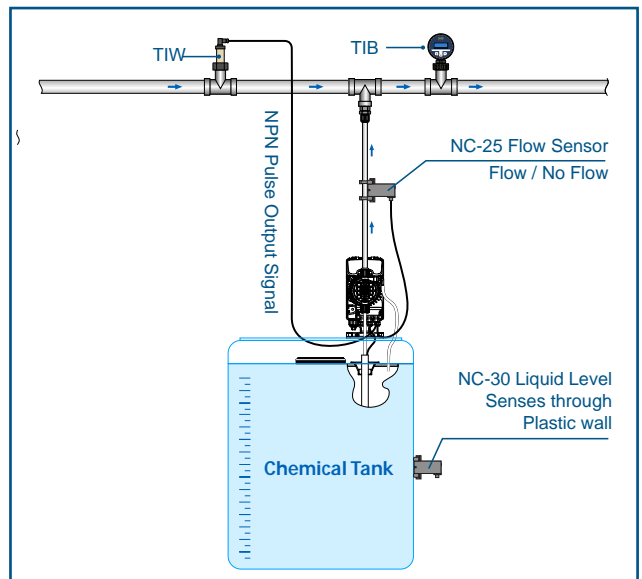
Applications

- Chemical Processes
- Water Usage
- Filter| Strainer Change-Out
- Scrubber | Gas Stacks
- Sodium Hypochlorite
- Visual Flow Indication
- Totalizer - Batching Applications

Simple to install with time-honored reliable performance, Truflor TIB Series Paddlewheel Flow Sensors are highly repeatable, rugged sensors that offer exceptional value with little or no maintenance. The TIB Series has a process-ready open collector signal with a wide dynamic flow range of 0.1 to 6 m/s (0.3 to 20 ft/s). The sensor measures liquid flow rates in full pipes and can be used in low pressure systems.

The Truflor TIB Series sensors are offered in a variety of materials for a wide range of pipe sizes and insertion configurations. The many material choices including PP and PVDF make this model highly versatile and chemically compatible to many liquid process solutions.

Sensors can be installed in DN15 to DN900 (½ to 36 in.) pipes using Truflor comprehensive line of custom fittings. These custom fittings, which include tees, saddles, and weldolets, seat the sensor to the proper insertion depth into the process flow. The sensors are also offered in configurations for wet-tap installation requirements.



Specifications

General		
Operating Range	0.1 to 6 m/s	0.3 to 20 ft/s
Pipe Size Range	DN15 to DN900	½ to 36 in.
Linearity	±1% of max. range @ 25 °C (77 °F)	
Repeatability	±0.5% of max. range @ 25 °C (77 °F)	
Min. Reynolds Number Required	4500	
Wetted Materials		
Sensor Body	PP, PVDF (natural) or PVC (gray)	
O-rings	FKM (std) optional (EPDM) or FFKM	
Rotor Pin	Zirconium Ceramic Rotor Pin	
Rotor	Tefzel® Paddle	
Electrical		
Frequency	49 Hz per m/s nominal	15 Hz per ft/s nominal
Supply Voltage	5 to 24 VDC ±10%, regulated	
Supply Current	<1.5 mA @ 3.3 to 6 VDC	<20 mA @ 6 to 24 VDC
Max. Temperature/Pressure Rating - Standard and Integral Sensor		
PP	12.5 bar @ 20 °C	180 psi @ 68 °F
	1.7 bar @ 85 °C	25 psi @ 185°F
PVDF	14 bar @ 20 °C	200 psi @ 68 °F
	1.7 bar @ 85 °C	25 psi @ 185 °F
PVC	12.5 bar @ 20 °C	180 psi @ 68 °F
	6.9 bar @ 60 °C	100 psi @ 140 °F
Operating Temperature		
PP	-18 °C to 85 °C	0 °F to 185 °F
PVDF	-18 °C to 85 °C	0 °F to 185 °F
PVC	0 °C to 50 °C	32 °F to 122 °F
Shipping Weight		
TIB-S-X	0.454 kg	1.00 lb
TIB-L-X	0.476 kg	1.05 lb

Standards and Approvals

CE, FCC,

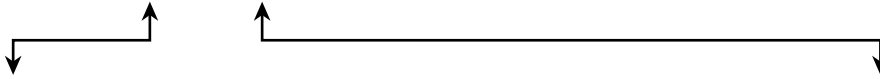
RoHS compliant,

Manufactured under ISO 9001 for Quality and ISO 14001 for Environmental Management and OHSAS 18001 for Occupational Health and Safety

See Temperature and Pressure Graphs for more information

MODEL SELECTION

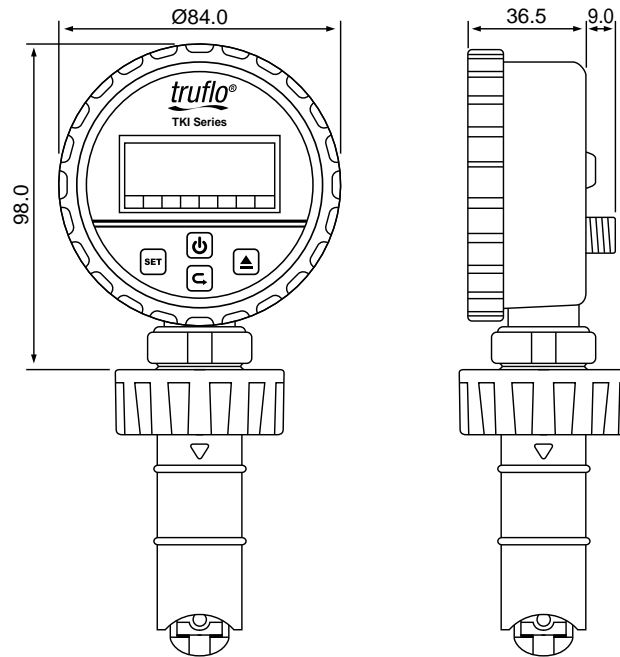
TIB - **P** - **S**



Body Material	Insertion Length
P = PVC PP = PP PF = PVDF	S = for (1" ~ 4") Pipe L = for (6" ~ 24") Pipe

*Suffix 'E' for EPDM
FKM (Std)

DIMENSIONS | unit : mm



Temperature | Pressure Graphs

Note:

The pressure/temperature graphs are specifically for the Truflo sensor. During system design the specifications of all components must be considered. In the case of a metal piping system, a plastic sensor will reduce the system specification. When using a PVDF sensor in a PVC piping system, the fitting will reduce the system specification.

Ordering Notes

- 1) Most common part number combinations shown. For all other combinations contact factory.
- 2) Other rotor and pin materials are available for purchase from the factory and can be easily replaced in the field. See Accessories section.

